

What you will need:

- Android™ or Apple® smartphone, tablet or computer with webcam
- Internet access*



Are You An Attorney?

Signing up for Securus Video Visitation is the most convenient and cost effective way for you to make multiple, confidential visits with your client. Simply follow the "Getting Started" instructions on the previous page and select Attorney as the user type. You will be asked to provide a picture of yourself, government issued ID and your Bar ID which will be reviewed and approved by the correctional facility. These private sessions will not be recorded or monitored.

Questions?

There are a number of useful tools and resources available by going to:

www.videovisitanywhere.com

You will find frequently asked questions, instructions on how to create and manage your Video Visitation account, and Live Chat with one of our highly-trained customer service agents.

SECURUS
Technologies™

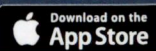
CONTACT US

Securus Video Visitation
877-578-3658
SecurusTech.net

www.videovisitanywhere.com

©2018 Securus Technologies, Inc.

SVV_FF_TFEng_0318



*Data rates may apply

Android™, Google Play and the Google Play logo are trademarks of Google Inc.

Apple®, the Apple logo are trademarks of Apple Inc., registered in the U.S. and other countries. App Store is a service mark of Apple Inc.

VIDEO VISITATION



A BETTER
WAY TO VISIT

POINT YOUR CAMERA WHERE THE ACTION IS

When you visit your loved one at the jail, they are missing out on seeing the outside world. Instead, they see you... sitting in the visitation center at a jail. Visiting anywhere allows for limitless possibilities to include your loved one in your daily activities.

- Start allowing your loved one to interact with those that can't travel to the jail or let them share holidays with a group of extended family and friends

- Start allowing your loved one to celebrate a child's birthday or wish them goodnight
- Start watching your favorite television show or sporting event together just by pointing your webcam at the TV
- Start allowing your loved one to spend personal time with the kids without bringing them into the jail

VIDEO VISITATION

THERE IS A BETTER WAY

Traveling to the jail to visit an inmate can be very difficult. From money spent on gas and parking or public transportation, to time spent driving and waiting in long lines, the process can be costly and burdensome.


This jail now provides Video Visitation Anywhere, allowing you to visit with your incarcerated loved one from home, library, office or anywhere with an internet access from your Android™ or Apple® smartphone, tablet or computer with webcam.

STOP!

- Stop waiting in long lines and being subject to limited visitation hours
- Stop wasting valuable time and money traveling to the jail
- Stop being limited to visiting only once or twice per week
- Stop trying to visit your loved one where there are dozens of people around you and you have no privacy
- Stop dealing with the hassle of arranging childcare and scheduling time off work
- Stop subjecting yourself and children to the jail environment

VISITING FROM ANYWHERE IS EASY

1. **Create a Securus Online account by going to www.videovisitanywhere.com.** Click on the "Sign Up" button to create your account. If you are enrolling with your computer, make sure you have a webcam to take a picture of a government issued photo ID (driver's license, passport, etc.). You will receive an email once your account is approved.
2. **Once approved, log in to your Securus Online account, select "Schedule a Visit"** and follow the steps to schedule your anywhere visit. The video visitation system allows you to schedule times specifically when your loved one is available.
3. **On the day of your scheduled visit, make sure you log in** to your account online or via the mobile app 15 minutes prior to the start time of the visit.



Now you are ready to visit!

SECURUS
Technologies™

www.videovisitanywhere.com

FAQs

Why was My Call Disconnected?

Our phone system has some built-in protections for witnesses and legal personnel to help prevent unwanted calls. If you do any of these things during your call, you could be disconnected.

DON'T

- Transfer or put the call on hold
- Use or answer call waiting
- Press extra numbers on the touch-tone keypad
- Stop your conversation for any length of time (a period of silence may cause a disconnect)
- Try to make any kind of 3-way call

Why are Calls to My Phone Number Blocked?

Calls to your phone number from a correctional facility may be restricted for many reasons. Here are a few:

Collect Call Restriction - Your local phone company may restrict collect calls. Call your local telephone company to have this restriction removed. Once this restriction is removed, it may take up to 72 hours for a collect call to go through.

New Telephone Number - If you have a new phone number, a restriction could be placed on your line. Simply provide us with the date you received your new number from your local telephone company, and Securus can remove the restriction.

Exceeded Your Spending Limit - If you have exceeded your account spending limit with Securus, calls to your line may be blocked. If you believe this is the case, please contact us at 1-800-844-6591.

SECURUS
Technologies™


SECURUS
Technologies™

CONTACT
800-844-6591

PAYMENTS
Securus Correctional Billing Services
PO Box 650757
Dallas, TX 75265-0757

CORRESPONDENCE
Securus Correctional Billing Services
PO Box 1109
Addison, TX 75001

For more information:
SecurusTech.net



©2015 Securus Technologies, Inc.

SCBS_FF_TFEng_0616

SECURUS
Technologies

FAMILY AND FRIENDS



TELEPHONE SERVICE GUIDE

SCBS is the Customer Care Department of
Securus Technologies, Inc.

RECEIVING CALLS

At Securus, we understand the importance of providing flexible and reliable communication services. That's why we offer a number of convenient account options to help you stay connected with your incarcerated loved one. This brochure provides you with information you need to successfully open and manage your calling account.

AdvanceConnect™

This prepaid account puts you in control of your spending. Simply add money to your AdvanceConnect account to begin receiving calls from your loved one.

- Add multiple phone numbers to your account
- 180-day refund policy

Direct Bill

This account is best suited if the inmate is incarcerated for longer than two years or if you are an attorney, bail bondsman, social worker or other business/government agency. A credit check may be required.

- Accept calls and charges up to your credit limit
- Itemized monthly statement of activity and charges

Traditional Collect

With this account, call charges appear on your local telephone bill. Depending on your local telephone service provider, you may be eligible to pay for collect calls from inmates using this method. This account is subject to a 90-day rolling spending limit and a monthly Bill Statement Fee of up to \$2.00.

Up to \$3.00 transaction fee may apply to add money to or make a payment on your account online, OR up to \$5.95 by phone (no transaction fee for payments by mail). \$50.00 maximum funding per transaction may apply. Other fees and taxes may apply as approved by state and federal regulations. Accounts are subject to additional terms and conditions available for review by phone or online.

STAY CONNECTED

With our AutoPay and TextPay programs, Securus Technologies offers you the ability to sign up for account balance notifications and/or automatic payment processing to ensure you never miss a call.

AutoPay

AutoPay automatically funds your AdvanceConnect account with a preset amount of your choice if your balance drops below \$10.

TextPay

TextPay sends a text notification that lets you immediately fund your AdvanceConnect account or make a payment to your Direct Bill account directly from your mobile phone.

It's That Easy!

Visit SecurusTech.net to sign up for Securus Online to take advantage of these convenient programs today.




Other Payment Options

Subject to availability and facility restrictions, you may receive a call from a correctional facility with the option to pay for the one-time call using our Text2Connect™ or Pay Now™ program.

MANAGE YOUR ACCOUNT ONLINE

Securus Online is our free all-in-one account management portal available 24/7 from your smartphone, tablet or personal computer.



By enrolling in Securus Online you gain instant access to these great features:

- Sign up for new services
- Subscribe to AutoPay or TextPay
- Stay updated with text and email notifications
- Add funds to prepaid accounts
- Make payments on postpaid accounts
- View your account balance and calling history
- View funding/payment transaction details

Sign up today:
SecurusTech.net



CENTRAL VIRGINIA REGIONAL JAIL

NOTICE TO VISITORS GENERAL RULES

- No food or drinks are allowed in the visitation area, including baby bottles, sippy cups or any container containing liquid.
- All visitors must be on the inmate's visitor list or you will not be allowed to visit. There are no exceptions.
- Only three (3) adult visitors are allowed to visit an inmate. Everyone must be present together and will go back together for the visit as a single group. Children under the age of eighteen (18) can visit if accompanied by an adult visitor that is on the inmate's visitor list.
- All visitors must register fifteen (15) minutes prior to the start of visitation, and must show a valid picture ID at the time of registration.
- All personal belongings (i.e., handbags, cell phones, baby carriers, strollers, cigarettes, lighters, pocket knives, metallic items) are to remain in your vehicle. CVRJ is not responsible for any property left in the lobby during visitation.
- Wallets that can fit in the palm of your hand or that can be placed in a pocket are allowed in the visitation area. Any wallets that are connected to a chain, the chain must be removed and left in your vehicle. Keys will be left with the visitation officer.



CENTRAL VIRGINIA REGIONAL JAIL

NOTICE TO VISITORS DRESS CODE

ALL VISITORS MUST BE PROPERLY DRESSED AS DEEMED APPROPRAITE BY THE VISITATION OFFICER ON DUTY. THE FOLLOWING DRESS **WILL NOT** BE ALLOWED:

- See-Through Clothing: The definition of see-through clothing is any piece of clothing that is very thin and you can see other clothes or the body under it.
- Revealing Designer Clothing: The definition of revealing designer clothing would be any garments that have openings that reveal the body. (Examples: tops with open sleeves, jeans with holes fashioned as being ripped).
- Top and Shirts: No tank tops, halter tops, bathing suits, tube tops, low cut blouses or muscle shirts are allowed. All tops and shirts for both men and women shall have at least a three (3) inch cap that covers the arm.
- Shorts, Dresses and Skirts: Shorts, dresses and skirts must be no shorter than the longest fingertip rule (middle finger) with the arms fully extended at the side.
- Pants: Pants must be worn over the hips with no undergarments showing.